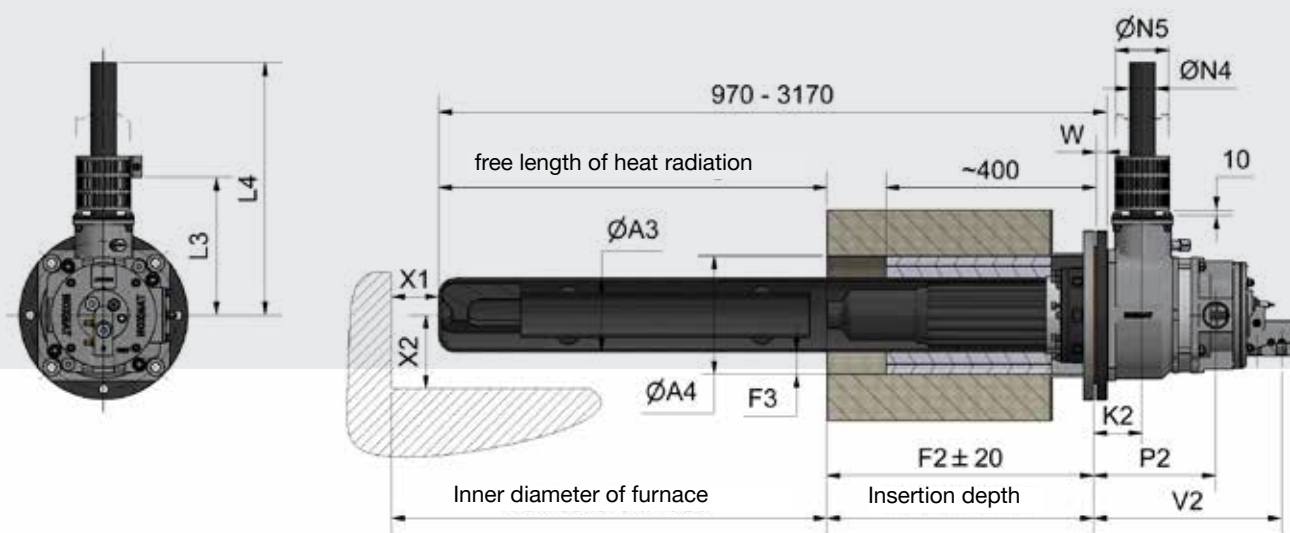


Fiche technique

K-RHGBE



Principal dimensions / Connecting dimensions Indirect heating

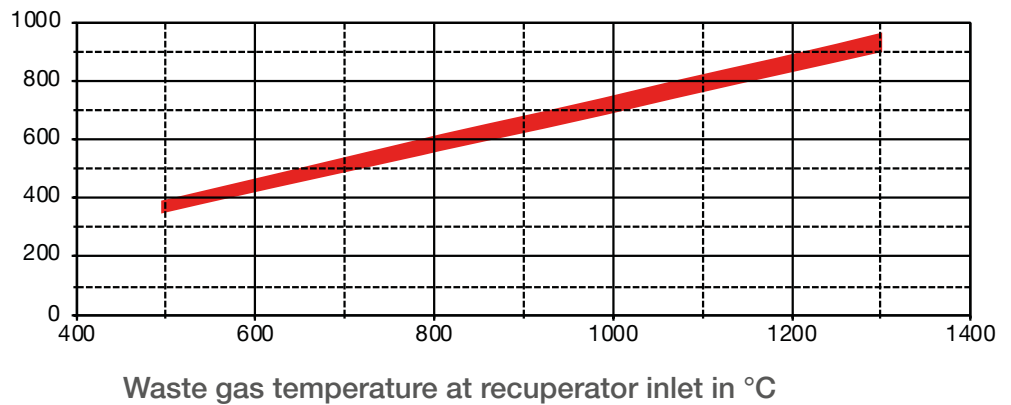


Burner size	Principal dimensions				Connection dimensions									
					Waste gas					CA	Gas	Jacket tube		
	A3	A4	F2	F3	K2	L3	L4	N4	N5	P2	V2	W	X1	X2
	mm				mm					mm	mm	mm	mm	mm
K-RHGBE 15	80	151	513	36	82	212	430	42	102	207	326	15	90	80
	100	160	513	30	82	212	430	42	102	207	326	15	90	100
K-RHGBE 30	115	175	513	31	87	232	450	42	102	219	341	15	90	115
	140	225	508	42	92	232	450	42	102	224	346	20	90	140
K-RHGBE 50	140	225	508	42	92	262	480	48	102	231	357	20	90	140
	165	250	508	43	92	262	480	48	102	231	357	20	105	165
K-RHGBE 100	165	250	508	43	92	262	480	60	102	227	361	20	105	165
	200	285	495	43	105	272	490	60	102	240	374	20	120	200

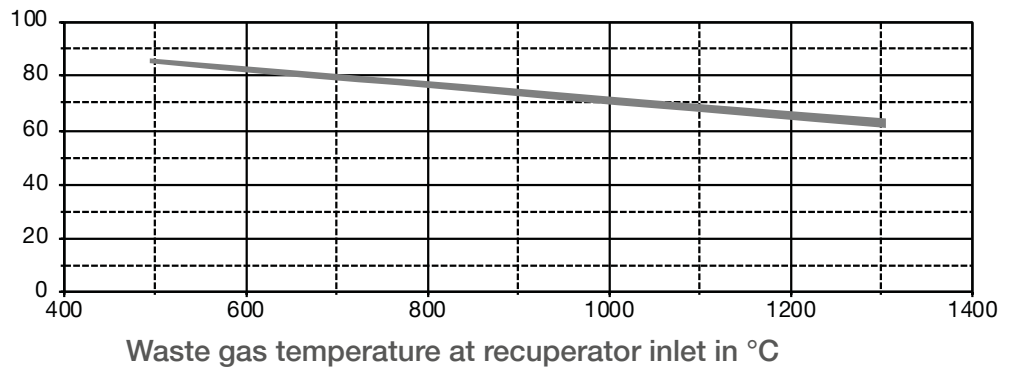
TYPICAL PERFORMANCE CHARACTERISTICS

K-RHGBE 15

Waste gas temperature at recuperator outlet in °C



Firing efficiency rate in %

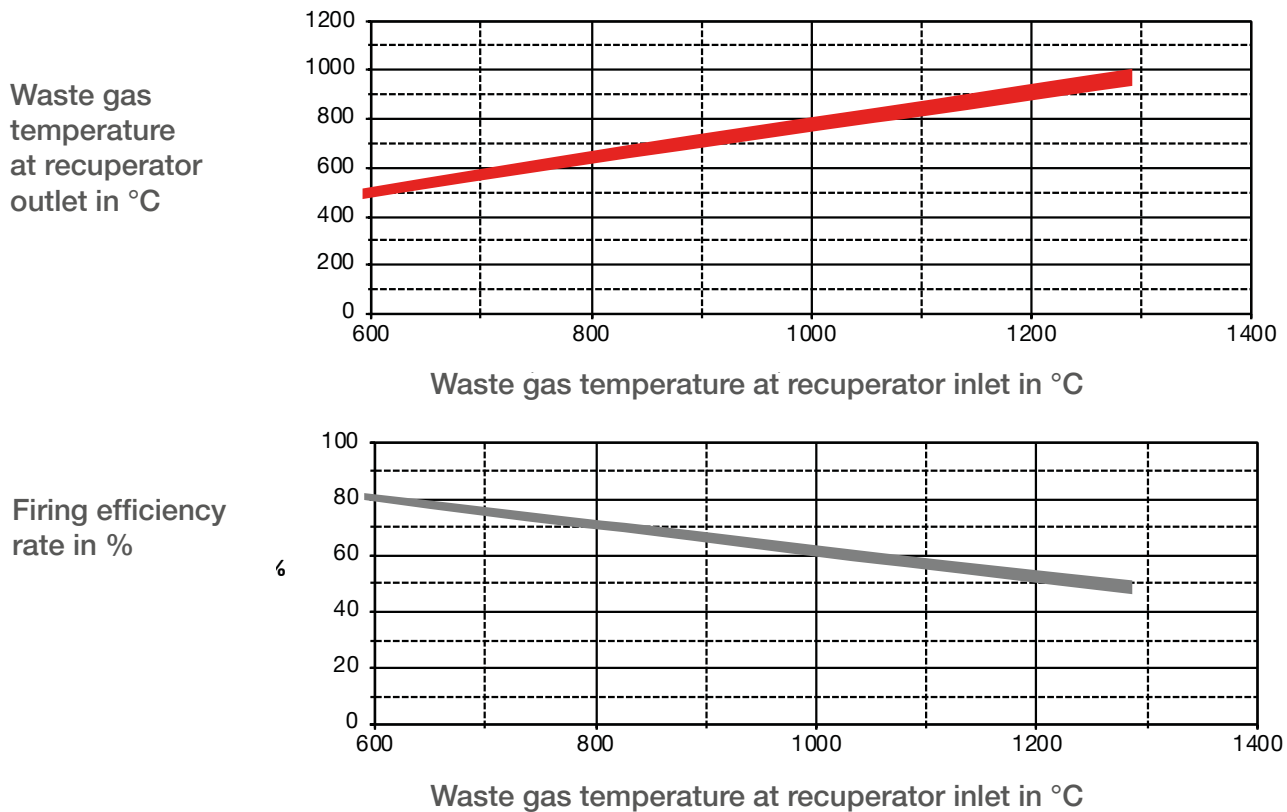


The above illustrations are valid for:

- indirect heating (with radiant tubes)
- direct heating with 100 % exhaust gas extraction
- continuous operation at nominal burner capacity
- natural gas
- $\lambda = 1,10 \dots 1,20$

The parameters specified shall be regarded as recommended ones. They are dependent on various factors that may vary in practice from the conditions specified above. Parameters for special conditions of use can be obtained from NOXMAT GmbH on request.

K-RHGBE 30



The above illustrations are valid for:

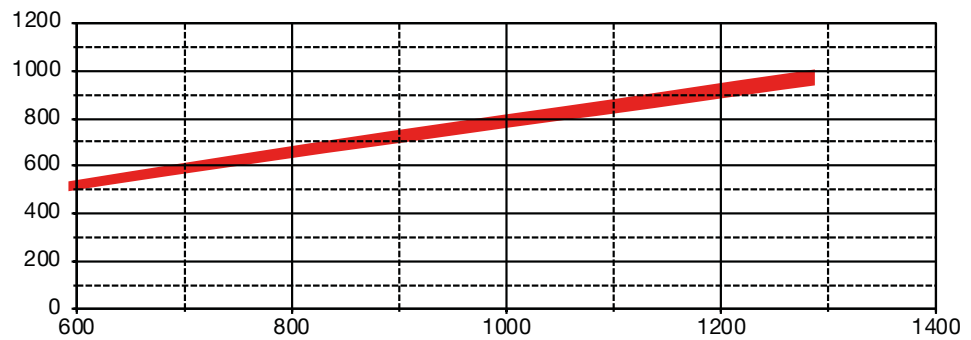
- indirect heating (with radiant tubes)
- direct heating with 100 % exhaust gas extraction
- continuous operation at nominal burner capacity
- natural gas
- $\lambda = 1,10 \dots 1,20$

The parameters specified shall be regarded as recommended ones. They are dependent on various factors that may vary in practice from the conditions specified above. Parameters for special conditions of use can be obtained from NOXMAT GmbH on request.

TYPICAL PERFORMANCE CHARACTERISTICS

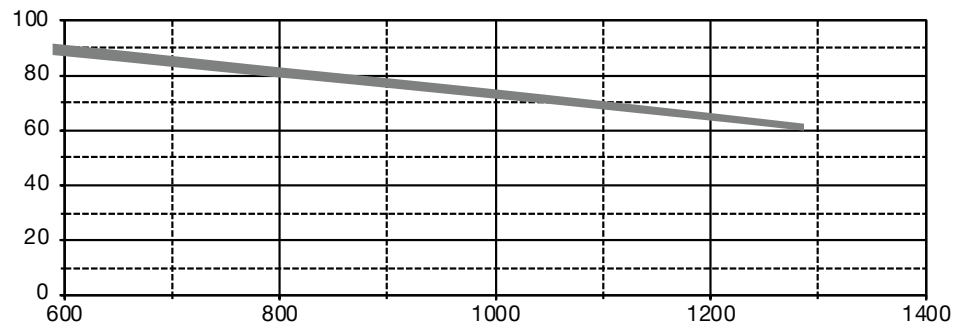
K-RHGBE 50

Waste gas temperature at recuperator outlet in °C



Waste gas temperature at recuperator inlet in °C

Firing efficiency rate in %



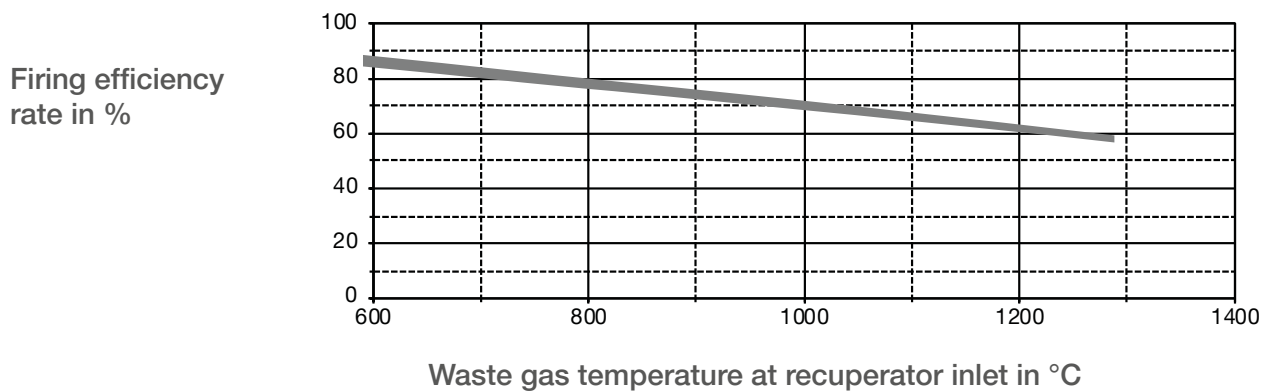
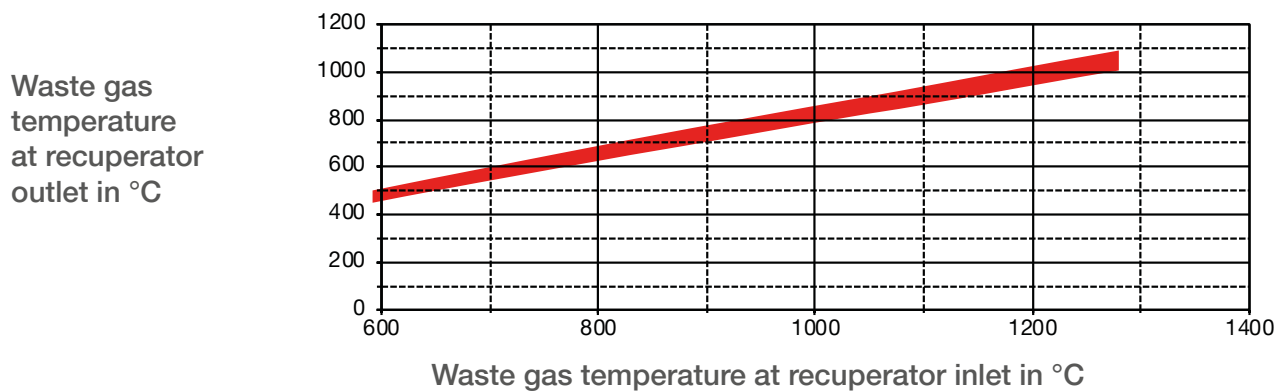
Waste gas temperature at recuperator inlet in °C

The above illustrations are valid for:

- indirect heating (with radiant tubes)
- direct heating with 100 % exhaust gas extraction
- continuous operation at nominal burner capacity
- natural gas
- $\lambda = 1,10 \dots 1,20$

The parameters specified shall be regarded as recommended ones. They are dependent on various factors that may vary in practice from the conditions specified above. Parameters for special conditions of use can be obtained from NOXMAT GmbH on request.

K-RHGBE 100



The above illustrations are valid for:

- indirect heating (with radiant tubes)
- direct heating with 100 % exhaust gas extraction
- continuous operation at nominal burner capacity
- natural gas
- $\lambda = 1,10 \dots 1,20$

The parameters specified shall be regarded as recommended ones. They are dependent on various factors that may vary in practice from the conditions specified above. Parameters for special conditions of use can be obtained from NOXMAT GmbH on request.

NOXMAT

combustion technology

NOXMAT GmbH

Ringstraße 7, D-09569 Oederan

Phone: +49 37292 65 03 0

Fax: +49 37292 65 03 29

E-mail: info@noxmat.de

www.noxmat.com